



Johnsongrass

Sorghum halepense (L.) Pers.

Pedireddi, U¹, Sias, C², Bagavathiannan, M¹

¹Texas A&M University, ²Virginia Tech

Also known as: *aleppo grass, aleppo millet grass.*

Biology

Johnsongrass is a fast-growing perennial weed species that can grow 7 to 9 feet tall. It has become a weed menace due to its ability to readily reproduce from seed and vigorous branched rhizomes (horizontal underground stems). As a warm-season grass species, it can form large colonies from stout, finger-sized, multi-branched rhizomes. A plant can produce up to 60 feet of rhizomes in a single year and more than 80,000 seeds in a single growing season. Seeds shatter easily and germinate at different times throughout the year due to variable seed dormancy. The ability to produce large numbers of seeds allows johnsongrass to be a problem in regions too cold for rhizomes to overwinter.

According to USDA estimates, johnsongrass causes millions of dollars in lost agricultural revenue every year. Johnsongrass can reduce soybean and corn yields up to 88%. In cotton, not only is there yield

loss, but lint quality and strength are negatively affected.



Emergence of johnsongrass shoots from rhizomes. Photo credit: Usharani Pedireddi, Texas A&M University.

Where is johnsongrass a problem?

The species' range includes most of the US, with the exception of some northern states. Johnsongrass is particularly well adapted to the warm, humid

environments of the southern U.S. Johnsongrass has also been gradually expanding its range into new areas where stringent measures are warranted for monitoring and eradication. Johnsongrass is considered a noxious or prohibited weed in 24 states and Ontario, Canada.

What is the emergence pattern of johnsongrass?

Johnsongrass is a perennial weed and emerges from both seed and rhizome sprouts. Plants originating from rhizomes emerge earlier in the spring than those from seed. Seeds start to germinate when the soil temperature reaches 70° F; whereas new shoots from rhizomes will sprout when the soil temperature reaches about 60° F. Johnsongrass exhibits a prolonged emergence pattern, with new plants emerging from seed and rhizomes throughout the growing season.

What is the lifecycle of johnsongrass?

Seeds begin to germinate in late spring; plants start producing rhizomes in their seedling stage after five to seven true leaves have developed. Rhizomes develop slowly until the 10-leaf stage, then their growth accelerates greatly and they are well developed by 6 to 7 weeks after germination. Flowering commences about seven weeks after germination and occurs from May to October in most southern U.S. states.

Johnsongrass rhizomes start regrowing in early spring and emerge about a month before seedling emergence. The plants originating from rhizomes grow much faster than the seedlings because of high carbohydrate reserves in the rhizomes. Rhizome growth accelerates after flowering, with more than

90% of rhizome production occurring after this stage. Johnsongrass is an indeterminate species, so it continues to produce tillers throughout the growing season. In addition, new rhizomes, flowers, and seeds are produced until frost.

New crowns and subsequent tillers can develop from buds along the rhizomes. After crop harvest, if conditions for growth are favorable, additional plants may develop from seed or rhizomes. Post-harvest seedling emergence and/or rhizome regrowth is common in johnsongrass' southern range, while less likely in its northern range. In the fall, johnsongrass growth ceases when the soil temperature drops below 60° F and plants enter into a dormant state. Dormant rhizomes can overwinter while the aboveground growth dies after frosts.

In the northern portion of johnsongrass' range, it survives as an annual species. It will produce rhizomes during the summer, but they do not survive the harsh winters; all plants in the following spring emerge from seeds.

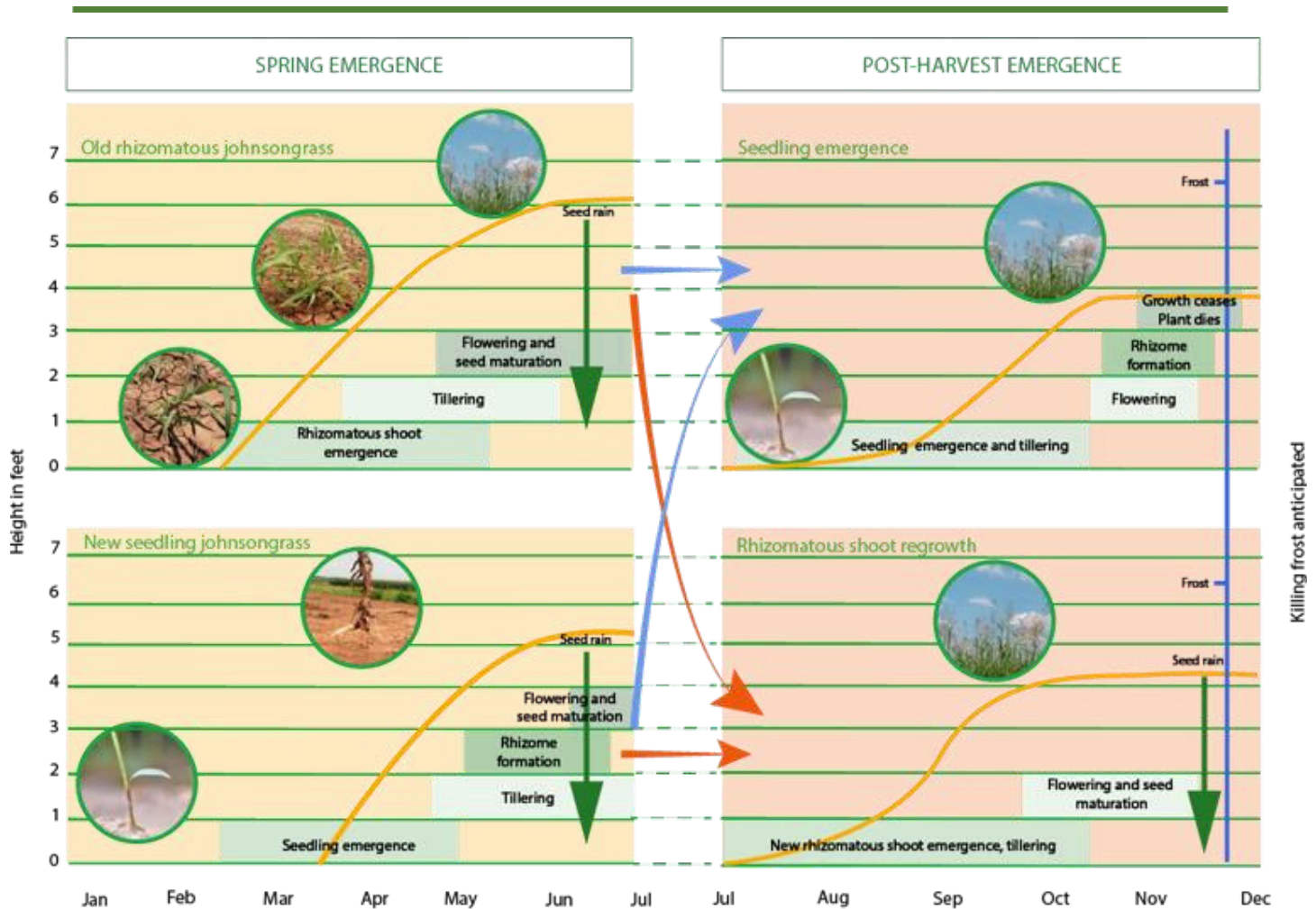


Figure 1: Lifecycle of johnsongrass representing southern U.S. locations shown above, but johnsongrass emergence and phenological development varies by location. The blue arrows indicate post-harvest emergence of seedling johnsongrass with seed produced either from rhizomatous johnsongrass (straight arrow) or newly emerged seedlings in the spring (cross arrow). The red arrows indicate post-harvest emergence of rhizomatous johnsongrass from old rhizomatous johnsongrass (straight arrow) or newly emerged seedlings in the spring (cross arrow). Photo credits and adaptation by: Muthukumar Bagavathiannan, Michael Flessner, Usharani Pediredi, and Claudio Rubione.

How does johnsongrass spread?

Johnsongrass has two main forms of spreading. First, the seeds can shatter and spread; second, the plant produces long rhizomes, which spread vegetatively. Johnsongrass seeds generally fall close to the mother plant. Tillage can fragment rhizomes and assist spread. Rhizomes are somewhat drought tolerant and remain viable even after drying to 40% of their

initial biomass. However, they are sensitive to extreme temperatures. Without soil disturbance, rhizomes generally spread slowly in a field. Johnsongrass dispersal across fields is typically facilitated by human activities, such as the movement of tillage, planting (which spreads both seeds and rhizomes), and harvesting equipment (which spreads seeds).



New johnsongrass rhizomes developing from a johnsongrass seedling. Photo credit: Usharani Pedireddi, Texas A&M University.

How many seeds can johnsongrass produce and how long can those seeds survive?

A single plant can produce up to 80,000 seeds. As many as 350 seeds can be produced in a single panicle (seedhead). Johnsongrass seed can remain viable in the soil for up to 10-20 years.

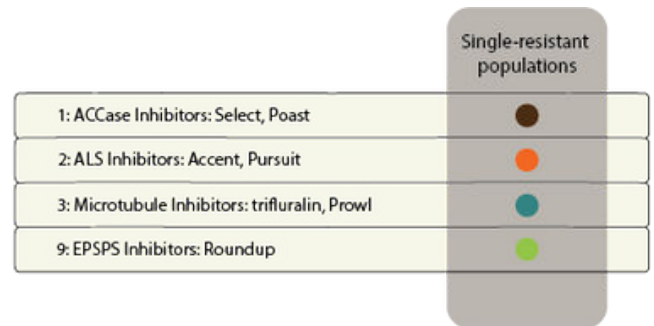


Johnsongrass at the reproductive stage. Photo credit: Usharani Pedireddi, Texas A&M University.

What other biological weaknesses does johnsongrass have that can be targeted with management techniques?

The rhizomes that are produced by johnsongrass are also opportunities for successful management. Johnsongrass rhizomes are not very cold or heat tolerant, so tillage practices that expose the rhizomes to cold conditions or hot sun are a form of mechanical control. Johnsongrass seed cannot successfully germinate and emerge below 12" depth in the soil, thus an occasional deep tillage such as moldboard plowing can be considered in areas with severe infestation.

Herbicide resistance



Graph 1: Reported cases of single herbicide-resistance in johnsongrass in the U.S. It is based on reports to the International Herbicide-Resistant Weeds Database, www.weedscience.org, and published research. Herbicide groups refer to the herbicide classification system of the Weed Science Society of America, www.wssa.net/wssa/weed/herbicides/.

Contact your local extension office for details about resistance in your area and management options.

*Herbicide names listed are representative products within the herbicide group. Last updated on: 05-27-2022




Glyphosate-resistant johnsongrass in a soybean field. Photo credit: Claudio Rubione, University of Delaware.

Integrated weed management strategies

No single method alone can work for effective long-term control of johnsongrass, but using a combination of cultivation and mixing and/or rotating effective herbicide modes of action, as well as cultural practices, has proven to be highly effective.

In this video Dr. Muthukumar Bagavathiannan shows how different management practices could help deplete a johnsongrass soil seedbank:



<https://youtu.be/hNY0wo0M-00>

Contributor: Dr. Muthukumar Bagavathiannan

Video edits and content: Claudio Rubione

Cultural practices, in the case of perennial weeds such as johnsongrass, do not necessarily provide the same effects as with annual species. Shading and crop competition, which help to reduce annual weed pressure, are not as effective on johnsongrass, because rhizomes have much larger energy reserves than seeds to emerge from the soil, even when shaded by crop canopy closure. However, johnsongrass plants may produce less biomass and seeds when subjected to crop competition.

Scouting early to catch new infestations can lead to the most cost effective management. Scouting for regrowth after control measures and preventing johnsongrass from going to seed are essential in keeping populations at low densities.

Cover crops alone cannot serve to control johnsongrass infestations, but some species show promise. Although there is not much research on johnsongrass suppression by cover crops, from an observational perspective, cover crops would not be expected to control rhizomatous johnsongrass as well as seedling johnsongrass. A heavy cover crop biomass is important to maximize weed suppression benefits. This is typically achieved by high seeding rates, timely planting, and delaying termination of the cover crop as late into the spring as possible while not impeding cash crop planting. New research is now focusing on the possibility of “planting green”, meaning planting into a living cover crop that has not been terminated yet. There is some research showing certain cover crops such as brassica species (mustards) can provide allelopathic effects to serve as weed suppressors for

both seedling and rhizomatous johnsongrass. More research is needed, but preliminary data indicates that cover crops are a potential management strategy for some growing regions.

Prevention is one of the most important steps in controlling johnsongrass. Generally, areas around the edge of the field or along the fence are sources of introduction. Controlling these sources can help reduce populations in the field. When using equipment in a field infested with perennial johnsongrass, frequently remove pieces of rhizomes from equipment to prevent spread within a field. Equipment should also be cleaned before moving to other fields.

Mechanical control tactics such as tillage and mowing can also help reduce the population of johnsongrass from year to year by depleting stored energy reserves in the rhizomes. Additionally, continuous mowing to prevent seed heads from developing will weaken the plants enough that most of the rhizomes will be found closer to the soil surface, at which point tillage and exposure to freezing (fall tillage) or hot temperatures (summer tillage) can help reduce populations.

In the fall, deep inversion tillage can bring rhizomes to the surface and expose them to freezing temperatures that will weaken or kill them. Shallow tillage, such as disking, can also weaken rhizomes when conducted in the fall, but is not as effective as deep inversion tillage. All tillage can cut rhizomes into small pieces, which increases the risks of spreading the pieces and resulting in a larger infestation. Therefore, fields should be carefully scouted after tillage and further control should be implemented as needed, such as a herbicide application targeting sprouts.

Repeated and timely mowing in pastures serves to

suppress the flowering ability of johnsongrass and weakens the regrowth potential of the plant. Mixed management practices, such as herbicide applications combined with cultivation, can greatly reduce johnsongrass pressure.

Harvest weed seed control (HWSC) tactics rely upon machinery modifications at harvest to manage or destroy weed seeds. In order for HWSC to be effective, weed seeds must be retained on the plant at harvest, and johnsongrass may retain more than 90% of seeds at soybean harvest, suggesting that this may be an effective practice for johnsongrass control. However, HWSC will not address rhizomes below ground.

Chemical control of johnsongrass should be implemented when the plants are small, prior to developing rhizomes. Once rhizomes develop, multiple sequential herbicide applications are usually needed for effective control. Fall is a good time for Roundup [Group 9 (glyphosate)] applications since the herbicide is moved to the rhizome systems and can kill actively growing rhizomes.

Systemic herbicides are often used to control johnsongrass because the herbicide can translocate to the underground rhizomes. Common postemergence herbicides to control johnsongrass seedlings include glyphosate, Accent [Group 2 (nicosulfuron)], Pursuit [Group 2 (imazethapyr)], and Group 1 herbicides Assure (quizalofop), Select (clethodim), and Poast (sethoxydim). Fall applications of glyphosate are often recommended for control of johnsongrass rhizomes. Be aware of herbicide-resistant populations as johnsongrass may be resistant to these products in your area.

Preemergence herbicides such as Group 15 [Dual (metolachlor), Zidua (pyroxasulfone)], Group 3 [Treflan (trifluralin) and Prowl (pendimethalin)], and

others are very important tools to control johnsongrass emerging from seeds, but they do not control plants emerging from rhizomes.

Refer to your local Extension's weed management guide for effective options.

Biological control options are few, since there are currently no commercially viable biological approaches to managing johnsongrass in row crops. Delaying tillage in a field immediately after harvest and leaving it exposed to the environment will attract rodents and birds, as well as insects and pathogens, to eat exposed johnsongrass seeds.

In pastures, cattle will preferentially graze johnsongrass and can greatly deplete it in two to three years. Johnsongrass can be poisonous to cattle when grazed shortly after a frost, so caution and management are needed during the fall in many areas.

Similar weed species

Shattercane is a related weed species, but unlike johnsongrass, it is a smaller annual species without rhizomes.

Another species that may look similar to johnsongrass is fall panicum, mostly due to the prominent midrib found in both species. Fall panicum is an annual species and is significantly smaller than johnsongrass. To best distinguish them, seedling fall panicum has hairs on the stem and base of the leaves, which johnsongrass lacks.



A close-up image of the johnsongrass seedling. Notice the membranous ligule and lack of hairs. Photo credit: Claudio Rubione. University of Delaware.



A close-up image of the fall panicum (notice fall panicum seedlings have hairs on the stem and leaves; johnsongrass seedlings lack hairs). Photo credit: Claudio Rubione, University of Delaware.

References:

- Heap I, (2021) The International Herbicide-Resistant Weed Database. www.weedscience.org Accessed: January 6, 2022.
- Johnson B, Kendig A, Smeda R, Fisher F (1997) Johnsongrass Control. <https://extension.missouri.edu/publications/g4872> Accessed: February 11, 2022.
- Mohler CL, Teasdale JR, DiTommaso A (2021) Johnsongrass. Pages 170-173 in Mohler CL, Teasdale JR, DiTommaso A, eds. *Manage Weeds On Your Farm: a guide to ecological strategies*. USDA-SARE Handbook Series 16. <https://www.sare.org/resources/manage-weeds-on-your-farm/>
- Rocateli A, Manuchehri M (2017) Johnsongrass in pastures: weed or forage? – Oklahoma State University [Extension Publication]. <https://extension.okstate.edu/fact-sheets/johnsongrass-in-pastures-weed-or-forage.html> Accessed: February 11, 2022.
- Benech Arnold R, Ghera CM, Sánchez RA, Insausti P (1990) A mathematical model to predict *Sorghum halepense* (L.) Pers seedling emergence in relation to soil temperature. *Weed Research* 30:91-99 doi.org/10.1111/j.1365-3180.1990.tb01691.x
- Bridges DC, Chandler JM (1989) A population level temperature-dependent model of seedling johnsongrass (*Sorghum halepense*) flowering. *Weed Science* 37:471-477 doi.org/10.1017/S0043174500072234
- Ghera CM, Martinez-Ghera MA (1991) A field method for predicting yield losses in maize caused by johnsongrass (*Sorghum halepense*). *Weed Technology* 5:279–285 doi.org/10.1017/S0890037X00028104
- Ghera CM, Martinez-Ghera MA, Satorre EH, Van Esso ML, Chichotky G (1993) Seed dispersal, distribution and recruitment of seedlings of *Sorghum halepense* (L.) Pers. *Weed Research* 33:79-88 doi.org/10.1111/j.1365-3180.1993.tb01920.x
- Holshouser DL, Chandler J M (1996) Predicting flowering of rhizome johnsongrass (*Sorghum halepense*) populations using a temperature-dependent model. *Weed Science* 44:266-272 doi.org/10.1017/S0043174500093887
- Hull R (1970) Germination control of johnsongrass rhizome buds. *Weed Science* 18:118-121 doi.org/10.1017/S0043174500077481
- Leguizamón ES (1986) Seed survival and patterns of seedling emergence in *Sorghum halepense* (L.) Pers. *Weed Research* 26:397-403 doi.org/10.1111/j.1365-3180.1986.tb00723.x
- Loddo D, Masin R, Otto S, Zanin G (2012) Estimation of base temperature for *Sorghum halepense* rhizome sprouting. *Weed Research* 52:42-49 Your paragraph text
- McWhorter CG (1971) Growth and development of johnsongrass ecotypes. *Weed Science* 19:141-147 doi.org/10.1017/S0043174500050517
- McWhorter CG (1971) Introduction and spread of johnsongrass in the United States. *Weed Science* 19:496-500 doi.org/10.1017/S0043174500050517

Rosales-Robles E, Chandler J, Senseman S, Prostko E. (1999) Integrated johnsongrass (*Sorghum halepense*) management in field corn (*Zea mays*) with reduced rates of nicosulfuron and cultivation. *Weed Technology* 13:367-373
doi.org/10.1017/S0890037X00041877

Rosales-Robles E, Chandler JM, Wu H-I, Senseman SA, Salinas-García J (2003) A model to predict the influence of temperature on rhizome johnsongrass (*Sorghum halepense*) development. *Weed Science* 51:356-362
doi.org/10.1614/0043-1745(2003)051[0356:AMTPTI]2.0.CO;2

Schwartz-Lazaro L, Shergill L, Evans J, Bagavathiannan M, Beam S, Bish M, Mirsky S (2021) Seed-shattering phenology at soybean harvest of economically important weeds in multiple regions of the United States. Part 2: Grass species. *Weed Science* 69:104-110 doi.org/10.1017/wsc.2020.79

Tassara H, Santoro J, De Seiler M, Bojanich E, Rubione C, Pavon R, Benech-Arnold R (1996) johnsongrass (*Sorghum halepense*) control with imazethapyr and haloxyfop in conventional and vertical-tilled soybean (*Glycine max*). *Weed Science* 44:345-349 doi.org/10.1017/S004317450009398X

Uremis I, Arslan M, Uludag A, Sangun M (2009) Allelopathic potentials of residues of 6 brassica species on johnsongrass (*Sorghum halepense* L. Pers). *African Journal of Biotechnology* 8:3497–3501 Your paragraph tex

Williams CS, Hayes RM (1984) Johnsongrass (*Sorghum halepense*) competition in soybeans (*Glycine max*). *Weed Science* 32:498–501 doi.org/10.1017/S0043174500059415

Wood ML, Murray DS, Banks JC, Verhalen LM, Westerman RB, Anderson KB (2002) Johnsongrass (*Sorghum halepense*) density effects on cotton (*Gossypium hirsutum*) harvest and economic value. *Weed Technology* 16:495–501
doi.org/10.1614/0890-037X(2002)016[0495:JSHDEO]2.0.CO;2

Cite as: Pedireddi, U, Sias, C, Bagavathiannan, M. (2022). Johnsongrass. Getting Rid of Weeds Through Integrated Weed Management. www.growiwm.org.

